

## SIGN UP FOR SEWING CLASSES

Learn some new techniques, try some new fabric colors, play with threads & needles, and meet new teachers. Take a look at our great selection of classes. Sign up for any of them January thru March and receive a discount card good for any purchase of books, notions, embroidery designs, and fabric that you will need January 2 thru March 31, 2010.

**Sign up for classes now and watch your discount grow!**

**1 class = 10% discount card**

**2 classes = 15% discount card**

**4 classes = 20% discount card**

**6 classes = 25% discount card**

- All classes \$10.00 and over count toward the Class Discount card. The discount card applies to all regular priced items in the store and can be used for supplies for all classes including \$5.00 Quilt fabric yardage ( does not include kits).
- Discount card is valid for any purchase of regular priced notions, books, embroidery designs, and fabric yardage. Expires March 31, 2010. Cannot be combined with any other offer or discount. Sign up early to earn the maximum discount.
- Machine, Embroidery, Serger, and Quilting Mastery classes do not qualify as classes because they are FREE with purchase of machine.
- If a class is refunded, the discount is charged back to the appropriate level on all purchases.

### **Creative Sewing Center**

11777 West Avenue  
210-344-0791

San Antonio, TX 78216  
Mon- Sat 9:30-6:00

## **Beginners \$5.00 Quilt** ✂

Saturday 1-3 Kris  
1/ 9, 2/ 13, 3/ 13, 4/ 10, 5/ 8, 6/ 12,  
The project will have two fabric choices. This is a demo

### **Purchase the 1st Block for \$5.00**

Select your color choice when you join:

#### Antique Rose

Brown, mauve, berry, checks, ivory, and fern

#### RJR's Always in Bloom

Colors of black, leaf, fuchsia, lavender, mint , blossom & sun

This is a demonstration using different techniques for each block during the 6 months. Pay \$5.00 to join. Attend the demo or pick up the first block and bring it back to the second class completed. You will then receive the 2nd block FREE and so on. Details in the store and on-line.

You can make 6 blocks (one a month) or 24 blocks for the a quilt. There will be the opportunity to purchase a fabric kit for the first 3 months only. These will provide enough fabric for the extra blocks to make a quilt. There will also be border kits available in the last few months. This class is always fun. Come see the fabric samples.

Pre- registration is Required prior to class day as kits must be cut.

## **Easy Reversible 6 HOUR Quilt** ✂

Tuesdays Feb 2 & 9  
10:00 -1:00 \$30.00 Kris

Start with a center square, panel, block or "log" and learn the process of adding the top and the bottom and the batting to make the reversible quilt. Work at home to make the quilt as large as you wish. The second class is about binding.



## **"EI"mentary Begin To Quilt** ✂

Mondays 10:00-1:00 Jan. 18, 25, Feb 1, 8  
\$45.00 Kris

Using this fabulous book by Eleanor Burns you will learn 5 blocks for a wall hanging. Our sample is made in the newest Moda Bluebonnet fabric. Join the Rotary Cutting class before this class starts and join the Quilting Class after this class.



## **Rotary Cutting Skills Beginner to Advanced** ✂

Monday Jan 11 10:00-12:00 \$10.00 Terry

Learn the basics of measuring, cutting, stacking, and re-cutting. Using the latest tools and those that you bring, you will learn to prepare for quilting classes. Learn the best ways to cut strips, squares, and triangles for every project. Learn to cut parallelograms using rulers that you already own. Find out the difference between a "first cut" ruler and a "second cut" ruler. You will be cutting fabric for your class "Elementary" or some of the displays you will see in class.

## **Easy Reversible Baby Rag Quilt** ✂

Tuesday Jan 26  
10:00 -12:00 \$15.00 Kris

Using the principles of reversible quilting where the quilt is built from the center out you will learn to use squares for the back & front. This rag quilt can be done in cotton or flannel. We have many displays.



## **Quilting the Quilt** ✂

Mondays Feb 22 & Mar 1 10:00-1:00 \$25.00 staff

Learn to sandwich the quilt parts, prepare for quilting with a walking foot and "free motion" foot, square up the quilt, make bias binding, and apply the binding. This class is designed and open to every level of quilter. You must have a sewing machine with specific accessories.

Look at what a “New Machine” and a Intermediate Quilter can do!

This was only her third month in the class! We are starting in January.

**Intermediate \$5.00 Quilt**

**Texas Beauty** 

**Fridays 1:00-3:00**

Jan. 15, Feb 19, March 19, April 23, May 21, June 18

Teacher Mara Mesa


Using the pattern at the left you will learn to applique different Texas blocks. Imagine 6 pieced blocks in the center squares, those will be the \$5.00 Quilt blocks.

Pay \$5.00 for the first pieced block— come to class each time with the block completed and get the next block FREE—more information in the store.

Pay \$25.00 for the Applique Block Kit

Purchase the Pattern and the background fabric for the applique blocks and the corners of the pieced blocks. You are on your way to a beautiful quilt. Come see the display in January. See page 4 for savings.

Pre-registration is Required prior to class day as kits must be cut.



**Lorraine’s Quilt Club** 

**Fridays 10:00-12:00**

\$25.00 for 6 classes Lorraine  
Jan 15, Feb 19, March 19, April 23, May 21, June 18

The program is designed to introduce you to the excitement of Applique, Piecing and finishing projects.

January 15

Techniques used in the Piecemakers 2010 calendar quilt. We are encouraging everyone who did the class in 2009 to bring their quilts for show and tell and receive a FREE 1/2 yard of “money” fabric.



February 19 Kaleidoscope blocks

March 19 Introduction of the Piecemakers 2011

calendar quilt and decision whether or not to make the quilt.

Orders will be taken in the January demo.

April– June New techniques in applique and piecing



**Intermediate \$5.00 Quilt** 

**Terry’s Medallion**

**2nd Saturdays– 6 Months**

**10:00-12:00**

**Feb 13, Mar. 13, April 10, May 8, June 12, July 10**

**Pay \$5.00 to join**

**Mara leads the class**

Each month a different block and technique will be introduced. Sew the block, bring it back the next month completed, stay for the demonstration & you receive the fabric & pattern for that block FREE. You will receive instructions on all aspects of piecing, quilting and binding. You can make any size quilt with the blocks you learn to make. This quilt is a medallion. There will be a fabric pack that you can purchase each month to make the extra blocks for the quilt. Makers of this quilt have won prizes in quilt shows. Many of them are pictured on our web site so you know what you will be making.

Go to [www.creativesewingonline.com](http://www.creativesewingonline.com) for more info

**Choose one of 2 color ways to make the quilt**

**Asian**

Gold, black, purple, burgandy, teal, china rose, and cream. You will need to come in and purchase your border fabric. We have selected 8 pieces & promise that the fabrics in the quilt will go with any of these.

**Moda Simple Abundance & Willow Berry**

Colors of Brown, Persimmon, Kiwi, Corn, and sweet milk. You will need to come in and purchase your border fabric. We have selected 8 pieces & promise that the fabrics in the quilt will go with any of these.

Pre-registration is Required prior to class day as kits must be cut.

**Brother PE Design** 

**Tuesdays Jan. 19, Feb. 16, Mar. 9**

**10:00-12:00 \$30.00 Mara**

Join this hands on class for the Brother software. You are welcome to come to the class with any version or level of the software. It must be installed on the computer and running. This is not a trouble shooting class—this class covers the capabilities of the software. If you are unfamiliar software Mara has an excellent class on Jan 12 to help you prepare for other software classes.

**Creative Sewing Center**

11777 West Avenue  
San Antonio, TX 78216  
210-344-0791

[www.creativesewingonline.com](http://www.creativesewingonline.com)

Join Sharon Taylor for an all day hands on class on the Brother Quattro 6000D. Four Projects with each one showing a quadrant of the machine. Circular stitching, embroidery, quilting and crafting.

Sharon is a National Trainer and Sewing Educator for Brother International Corporation and has an extensive background in the business of sewing. She loves to teach and share her passion and enthusiasm in a classroom setting, inspiring students of all ages to discover and enjoy the fun of creativity.

Sharon has taught classes all over the country in basic embroidery techniques, all about stabilizers, sewing projects, computer software basics, serger projects, heirloom sewing, and many more. Her expertise, along the techniques she has developed over the years, enables her to provide fun and informative classes designed to bring excitement and enjoyment to the art of sewing



**Brother Sew For Fun**

Thursday Jan. 28 10:00-4:00 \$25.00 (kits & lunch provided) Machines provided or Bring your Quattro  
 Friday Jan. 29 10:00-4:00 \$25.00 (kits & lunch provided) Machines provided or Bring your Quattro

**Begin to Sew** ✂

Wed. Jan. 13, 20, 27, Feb 3 10:00-12:00 \$40.00 Kris  
 Kit fee of \$30 to be paid before or at the first class includes fabric and instructions for a pin cushion, pillow case, and tote bag which are made in the classes. Bring your own machine or “Try” one of our machines to help you decide which one you would like to purchase. This class does not represent a Machine Mastery class. This is a basic construction class. All items constructed are beginner level.

**Paula’s Star Log Cabin** ✂

Mondays Jan 18, 25, Feb 1 2:00-5:00  
 \$40.00

Paula has been making displays in the sewing room for the last couple of years. Many of you have visited with her. This quilt is from the book Star Log Cabin by Eleanor Burns from Quilt in a day. Everyone who has seen it has raved about as it was under construction. There are a few kits for this exact queen size quilt but this is a class for you to make it any size you wish using fabric that you can chose yourself. You will need Basic rotary cutting skills and a sewing machine with specific accessories to take this class. Join Today.

**Easy Sweatshirt Jacket** ✂

Wednesday Feb 10 10:00-1:00 \$15.00 Kris  
 Take an old or new sweatshirt and turn it into a jacket using your favorite theme of fall, winter, Valentines, or your hundreds of other choices. Learn to add binding instead of restrictive cuffs. Learn to make a placket front for buttons or a zipper.

**NEW! Scrap Therapy** ✂

Scrap Therapy Cutting Workshop  
 Friday Jan. 8 1-3 \$15.00  
 Do you have scraps that seem too good to throw away and yet you don’t know exactly what to do with them. Do you even have left over parts of jelly rolls and charm packs? Bring your scraps at least a large bag full, learn to rotary cut them into usable squares, logs and shapes to make the projects that will be introduced in this class. You will receive a clear view storage box to organize them and a blueprint pattern to start using them. Start your rotary cutters.



**Scrap Therapy Quilts** ✂ (Cutting Workshop required)

**Making Star Quilts** Mon Jan. 11 2-5 \$10.00  
**Making Wave Quilt** Fri. Feb 12 1-4 \$10.00  
**1 Fish, 2 Fish** Fri. Mar 12 1-4 \$10.00

Have you been cutting squares and strips for the last 2 months since we started Scrap Therapy? Now is the time to use those scrap in some fast and easy quilts. Bring a machine and learn a technique that will take you to the next level of creativity.

Sergers are “great sewing tools” for the people who sew garments. Do you like finished seams, fine rolled hems, flat blind hems, decorative thread on wide embellished seams, clean seams on all projects? Join Ida in this series of serger classes. Don’t own a serger? Come in today for a demonstration.



**Serger Block of the Month** ✂

Fridays Jan. 8, Feb 12, Mar. 12, April 9, May 7 10-12 \$10.00 each

The goal is to learn a different technique each month to put into a great vest or jacket. Join the class at any time. We recommend that you have taken Serger Mastery prior to class but accept all students who are comfortable with their serger.

## Nancy Halvorsen Club ✂

Tuesdays 1:00-3:00 Jan 26, Feb 23, March 23, April 27, May 25

\$25.00 for 5 meetings Carol will lead the Club

This panel will be used in the construction of a quilt or wall hanging based upon your needs. The panel and full Nancy Halvorsen Garden Song collection will arrive in late January and early February. The January meeting is an introduction to this 4 month program. You will be given the pattern instructions for 4 different blocks with 3 sizes each in January. You will be able to start planning the construction of the blocks and the use of the panel as the fabric should arrive before or soon after the January meeting. Specially Priced Fabric Pack will be available for Nancy Halvorsen Bee members when the fabric arrives.

January 26 Demo of blocks and construction tips of blocks

February 23 Arrangement of panel pieces and blocks

March 23 Construction tips and tricks of quilt

April 27 Try different quilting and finishing techniques

May 25, 2010 Quilt Show for Bee members

PS - You don't even have to use a Nancy Halvorsen panel and fabric. You can do another panel with similar shapes, same blocks, and just "create". Nancy Halvorsen Christmas flannels are in stock.



## Pants That Fit ✂

Tuesdays Feb. 23, Mar 2

10:00-12:00 \$40.00 Ida

"Sew" you want to make pants. For the person who has returned to sewing or feels ready to expand their sewing skills by making pants and trousers. This first class is a fitting class and uses a Kwik Sew 3041 pull on pant pattern to get the correct fit. Other styles of pants will be discussed

## Sewing Garments - Shirts ✂

Wednesdays March 24 & 31

10:00-12:00 \$40.00 Kris

Make a shirt with collar, sleeves, button front and turned hem. Use one print or color or make it creative. You will learn to use Kwik Sew 3041 pattern for construction. It is the same pattern used for the pant class.